



Paint that Defines You

by **Q-SERIES**



PAINT LIKE A PRO

step-by-step painting guide

TIPS & TRICKS

to redefine and own your space
with curated colour palette

Designer Tips

learn how to create spaces
that reflect your unique style



I am delighted to present to you a collection that stands for "Quality" in every sense of the word. The Q-Series is more than just paint; it's a statement. It's about creating spaces that resonate with your personality, moods, and aspirations.

Inspired by contemporary trends and timeless elegance, our palette offers the perfect finish to transform any room into a personal sanctuary. This versatile range includes paints for every surface imaginable, from the rugged exteriors of your home to the intimate interiors, as well as specialized options for wood and metal.

Each product in the Q-Series is crafted to provide excellent coverage, durability, and a flawless finish, ensuring that your spaces not only look beautiful but also stand the test of time.

Dive into this lookbook and discover how the Q-Series can help you define your space with colours that inspire, energize, and soothe.

Let's make your space truly yours with the **Q-Series - paint that defines you.**

A handwritten signature in black ink, appearing to read 'Y.S.H.' with a stylized flourish.

Mr. Yaw Seng Heng
Group Managing Director
Nippon Paint (Malaysia) Sdn. Bhd.

Introducing Q-SERIES



Q-SHIELD EXTRA

Exterior \ Matt

This water-based acrylic exterior paint offers non-toxic, long-lasting protection, perfect for maintaining beautiful homes. Say goodbye to dirt buildup and hello to lasting colour!

6 YEARS 6 Years of Protection

Good Hiding
Good coverage and hiding power.

Good Colour Richness
Delivers a better colour richness and vibrancy to the walls.

Good Chalking Resistant
Prevents powdery residue from weathering, keeping the paint's colour intact.

Good Dirt Pick Up Resistant
Resists the accumulation of dirt and dust.



Q-MATT CLASSIC

Interior \ Matt

An acrylic emulsion paint, offers a smooth matt finish for indoor walls. With its quick drying, easy to apply and low odour. Perfect for You seeking quality and style.

Good Hiding
Good coverage and hiding power.

Good Colour Richness
Delivers a better colour richness and vibrancy to the walls.

Good Fungus Resistant
Prevents the growth of mold and mildew.

Smooth Matt Finish
Provides a smooth matt finish.

Low Odour & VOC
Minimal odour and low levels of volatile organic compounds.



Q-GLO

Interior \ Mid Sheen

An acrylic-based paint that gives your walls that upscale vibe you crave. With its special formula, it delivers a sleek glossy finish that's not only durable but also super smooth.

Good Hiding
Good coverage and hiding power.

Good Colour Richness
Delivers a better colour richness and vibrancy to the walls.

Good Fungus Resistant
Prevents the growth of mold and mildew.

Elegant Smooth Finish
Provides an elegant and glossy finish.

Low Odour & VOC
Minimal odour and low levels of volatile organic compounds.



Q-LAC GLOSS FINISH

Wood & Metal \ High Gloss

This is a durable paint with a smooth, glossy look. Easy to apply, it resists fungus and lasts long, making it perfect for your wood and metal surfaces.

Fast Dry
Quick-drying formula for efficient application.

Excellent Gloss Retention
Preserves shiny, reflective appearance for an extended period.

Good Levelling
Creates a smooth, uniform surface free of streaks or bumps, depending on the substrate.

Good Fungus Resistant
Prevents the growth of mold and mildew.

Good Durability
Resistant to wear and tear, lasting longer.




Q-SHIELD EXTRA for exterior

Wall & Fences: Smokey Slate **NP 1985**
 Columns & Border: Unstoppable **NP 3072**



Designer Tips

Use the lighter shade on the majority of the exterior walls to create an open and airy feel. Apply the darker tone to columns and borders for a striking contrast.



Smokey Slate
NP 1985

Unstoppable
NP 3072



Q-Shield Extra provides long-lasting protection and exceptional dirt resistance, with durable performance and excellent resistance to fungus and algae.



Wall (left): Earth Shadow **NP 0530**
 Wall (right): Smokey Slate **NP 1985**

Smokey Slate
NP 1985

Earth Shadow
NP 0530

**All colours shown are as close to modern printing techniques permit and for inspiration purposes only. Kindly refer to actual colour chips for more accurate colour shades.*

Walls: Lilac Luster **NP 0399**
Columns & Fences: Nimbus Cloud **NP 1981**




Blending natural warmth with modern design, this palette creates a sophisticated yet inviting urban exterior.

Walls (top): Hazelnut Haze **NP 1870**
Walls (bottom): Dandelion Desire **NP 1003**



Hazelnut Haze
NP 1870



Dandelion Desire
NP 1003

Designer Tips

Choose a balanced colour palette for your exterior walls to create a harmonious look, and avoid overwhelming colours that can disrupt the overall aesthetic.



Lilac Luster
NP 0399



Nimbus Cloud
NP 1981

**All colours shown are as close to modern printing techniques permit and for inspiration purposes only. Kindly refer to actual colour chips for more accurate colour shades.*

Earthy tones turn your home into a cozy retreat. Soft neutrals provide a calming base, while deep greens and rich browns reflect the natural landscape.



Wall: Forest Foliage NP 0490
Borders: Lavender Haze NP 3023



Wall (top): Honey Caramel NP 2140
Wall (bottom): Apricot NP 0318



Designer Tips

Incorporate planters, garden beds, or outdoor furniture in similar tones to extend the exterior colour scheme, creating a seamless flow between the home and its outdoor space.



Wall: Jade Haze NP 3288

**All colours shown are as close to modern printing techniques permit and for inspiration purposes only. Kindly refer to actual colour chips for more accurate colour shades.*


Q-MATT CLASSIC for interior



Wall: Silk Ribbon NP 7249



Q-Matt Classic is an interior paint that offers great coverage. It has a smooth finish and a low odour, making it perfect for young adults who want a beautiful finish and pleasant living space.



Moonsoon Rain
NP 7934



Silk Ribbon
NP 7249



Opera Night
NP 6470



Wall (left): Moonsoon Rain NP 7934
Wall (right): Opera Night NP 6470

**All colours shown are as close to modern printing techniques permit and for inspiration purposes only. Kindly refer to actual colour chips for more accurate colour shades.*



Ceiling: Nitro Gray NP 7984
Walls: Mercury Drops NP 8301




Nitro Gray
NP 7984



Mercury Drops
NP 8301



Liberty Blue
NP 6533



Ollie Gold
NP 7131

A modern, cool space with vintage charm & a hint of elegance. The colours come together to create a stylish, balanced look that's both fun & sophisticated. Fresh, welcoming, and with a touch of glamour.



Wall: Liberty Blue NP 6533
Wall Skirting: Ollie Gold NP 7131




Designer Tips

Arrange furniture in a way that promotes conversation and ensures easy movement through the room, keeping balance and flow in mind.

**All colours shown are as close to modern printing techniques permit and for inspiration purposes only. Kindly refer to actual colour chips for more accurate colour shades.*

Embrace a tropical vibe with lush greens and vibrant foliage-inspired hues that bring a refreshing, nature-inspired feel to your space.



Wall (left): Abacadabra NP 7034
Walls (right): Tree House NP 8266

Designer Tips

Light colours on walls, ceilings, and furniture create a sense of openness in your space. Lighter shades reflect more natural and artificial lights, which enhance brightness, thus makes the room feel and look larger.



Wall: Harbour NP 7108



Abacadabra NP 7034




Tree House NP 8266



Harbour NP 7108



Sea Adventure NP 7743



Wall (left): Abacadabra NP 7034
Wall (right): Sea Adventure NP 7743

**All colours shown are as close to modern printing techniques permit and for inspiration purposes only. Kindly refer to actual colour chips for more accurate colour shades.*

Q-GLO for interior



Wall (left): Lily White NP 7232
Wall (top): Browned Garlic NP 8254
Wall (bottom): Harvest Orange NP 6246



Q-Glo delivers a smooth, glossy finish to your walls, providing outstanding washability, excellent coverage, and an elegant look that brightens up your space.




Lily White
NP 7232



Morning Dawn
NP 6139



Foggy Green
NP 6830



Browned Garlic
NP 8254



Harvest Orange
NP 6246



Wall (left): Morning Dawn NP 6139
Wall (right): Foggy Green NP 6830

**All colours shown are as close to modern printing techniques permit and for inspiration purposes only. Kindly refer to actual colour chips for more accurate colour shades.*

Wall: Natural Stone NP 8174



Zoom
NP 8304



Natural Stone
NP 8174



Deep Gray
NP 8034

Cool tones of bluish and deep grey blend seamlessly with warm beige to create a harmonious and tranquil atmosphere. These colours showcase clean lines and a minimalist aesthetic, making it perfect for a modern, uncluttered living space.



Wall (top): Zoom NP 8304
Wall (bottom): Deep Gray NP 8034



Designer Tips

Place plants where they add the most impact, like on shelves, side tables, or window sills. Group them together to create height and draw the eye upwards.

**All colours shown are as close to modern printing techniques permit and for inspiration purposes only. Kindly refer to actual colour chips for more accurate colour shades.*

Muted red and soft pink give a romantic ambiance, while soft browns provide a serene balance. This colour palette creates an intimate yet harmonious environment, perfect for a refined and cozy retreat.



Wall (left): Little Sweethearts NP 7333
Wall (right): Prom Queen NP 7337




Wall (left): Urban Home NP 8357
Wall (right): Timeless NP 1024



-  Timeless NP 1024
-  Urban Home NP 8357
-  Prom Queen NP 7337
-  Little Sweethearts NP 7333

Designer Tips

Add personal touches like framed photos, artwork, or a statement piece to make your living spaces feel like your own sanctuary.



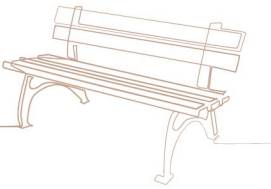
Wall: Little Sweethearts NP 7333

**All colours shown are as close to modern printing techniques permit and for inspiration purposes only. Kindly refer to actual colour chips for more accurate colour shades.*

Q-LAC GLOSS FINISH for wood and metal



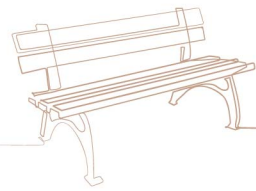
Q-Lac Gloss Finish is your go-to paint for wood and metal. Easy to apply, with stain resistance and anti-fungal power, it's like giving your surfaces a super shield!



-  Natural Oak **N 1871T**
-  Orange **1127**
-  Mahogany **1136**
-  Wira Blue **1471**
-  Papier Grey **1139**



**All colours shown are as close to modern printing techniques permit and for inspiration purposes only. Kindly refer to actual colour chips for more accurate colour shades.*




These enduring hues for wood and metal elements bring elegance and versatility to any space.

Cabinet Drawer (left): Gray Block **N 2011T**
 Cabinet Drawer (right): Copper Tone **1320**



Wall: Ivory **1130**
 Shelf & Stool: Black **1144**



Ivory **1130**

Black **1144**

Door: Congo Brown **1126**




Copper Tone **1320**



Gray Block **N 2011T**



Congo Brown **1126**



Flamingo **1402**

Designer Tips

Choose a coordinating colour scheme for both wood and metal elements to achieve a cohesive look. Use a high-quality paint designed for each material, and consider adding glossy finishes to enhance the overall design.




Chairs: Flamingo **1402**

**All colours shown are as close to modern printing techniques permit and for inspiration purposes only. Kindly refer to actual colour chips for more accurate colour shades.*

PAINT LIKE A PRO

IDENTIFY WALL TYPE AND CHOOSE THE **RIGHT** COATING SYSTEM



NEW WALLS

Apply a sealer to the new walls to seal the surface and ensure that the paint goes on smoothly and lasts longer.



PAINTED WALLS

Start by lightly sanding the existing paint to remove any dirt and create a better surface for the new paint. Then, apply a sealer to improve the adhesion of the new paint and achieve a smooth finish.




SKIM-COATED WALLS

Apply a sealer over the smooth skim-coat to create a uniform surface, ensuring even paint adhesion and preventing future paint peeling.

WHY SEALERS ARE **IMPORTANT** FOR YOUR WALLS?

It's not a one-paint show! Top coats need the right sealer or primer to work properly with your chosen surface



Foundation is Everything!
The right sealer makes your top coat shine and stick perfectly.

Spend a Little, Save a Lot
Sealers are like a shield for your walls. A small investment now saves you from expensive repairs down the road!



CHOOSE COLOURS THAT **DEFINE** YOU!

1

Consider the Mood

Think about the atmosphere you want to create in each room.

- **Define Your Space:** Consider the room's purpose. Calming colours for a bedroom and energetic hues like orange for a kitchen to boost appetite.
- **Experiment with Tones & Balance:** Mix different shades of warm and cool colours for a harmonious look, like pairing deep blue with soft pastel or warm orange with cool gray.

2

Complement Furniture

Pick colours that match your furniture and decorations.

- **Consider Your Style:** Traditional decor might suit muted tones, while modern spaces can handle bolder choices.
- **Match with Furniture:** Complement furniture undertones and create a focal point with a bold accent wall.

3

Testing & Perfecting

Paint small sections and observe them in different lights to find the perfect shade.

- **Sample Before Committing:** Paint a small patch to see how the colour interacts with your space.
- **Use Colour Visualiser:** Choose colours to visualise your scheme with images and swatches.

Recommended COATING SYSTEM

NOTE: For all kinds of surface for their surface preparations and treatment. All products are recommended to use a full coating system.

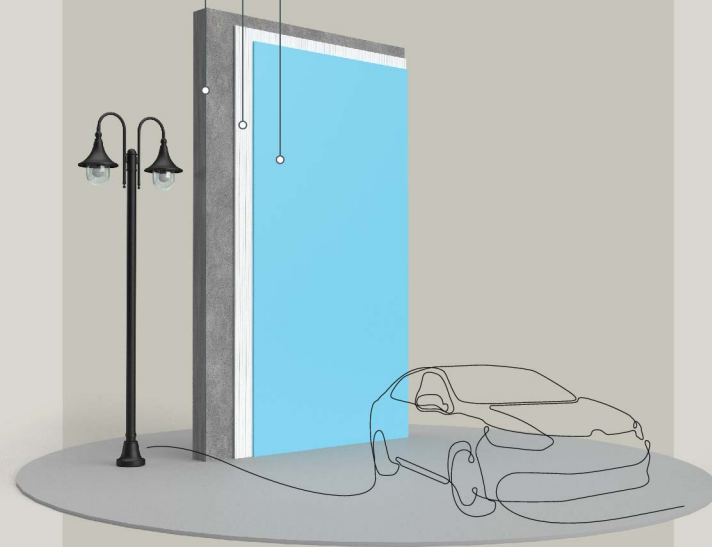
for EXTERIOR WALLS



0 Prepared & Treated Concrete

1 Sealer

2 Topcoat



Sealer
5400 Exterior
Wall Sealer
\ 1 Coat

+



Topcoat
Q-Shield Extra
\ 2 Coats

for INTERIOR WALLS



0 Prepared & Treated Concrete

1 Sealer

2 Topcoat



Sealer
3200 Interior
Wall Sealer
\ 1 Coat

+



Topcoat
Q-Glo
\ 2 Coats

OR



Topcoat
Q-Matt Classic
\ 2 Coats

for WOODS



0 Prepared & Treated Surface

1 Primer

2 Undercoat

3 Topcoat



Primer
9000 Aluminium
Wood Primer
\ 1 Coat

+



Undercoat
9000 Speed
Undercoat
\ 1 Coat

OR



Undercoat
Economy
Undercoat
\ 2 Coats

+



Topcoat
Q-Lac
Gloss Finish
\ 2 Coats

for METALS



0 Prepared & Treated Surface

1 Primer

2 Undercoat

3 Topcoat



Primer
Red Oxide
Primer
\ 1 Coat

+



Undercoat
9000 Speed
Undercoat
\ 1 Coat

OR



Undercoat
Economy
Undercoat
\ 2 Coats

+



Topcoat
Q-Lac
Gloss Finish
\ 2 Coats



Paint that Defines You by Q-SERIES

The best things come from the best products in their class
where quality speaks for itself, no promises required.



Nippon Paint (Malaysia) Sdn. Bhd. (196701000578)
 Lot 1-17, Taman Perindustrian Subang Utama, Jalan SU 4,
 40300 Shah Alam, Selangor Darul Ehsan, Malaysia.
 ☎ 1-800-88-2663 ✉ customer care@nipponpaint.com.my
 📘 facebook.com/nipponpaintmalaysia
 🌐 nipponpaint.com.my | professional.nipponpaint.com.my

Find your perfect palette!

Effortless colour exploration: Paint your perfect home with auto-masking! Imagine your dream home colours without lifting a brush.

